



















Section #5 Pictorial Table Of Contents

<p>How To Order</p>  <p>Page 334</p>	<p>Living Hinge Assemblies</p>  <p>Pages 335-336</p>	<p>0° Living Nub</p>  <p>Page 337</p>	<p>90° Living Nub</p>  <p>Page 337</p>	<p>Universal Living Nub</p>  <p>Page 338</p>	<p>Straight Pivot Arm</p>  <p>Page 338</p>	<p>"L" Pivot Arm</p>  <p>Page 339</p>
<p>Right Angle Living Hinge Assemblies</p>  <p>Pages 340-341</p>	<p>0° Right Angle Living Nub</p>  <p>Page 342</p>	<p>90° Right Angle Living Nub</p>  <p>Page 342</p>	<p>Universal Right Angle Living Nub</p>  <p>Page 343</p>	<p>Straight Pivot Arm</p>  <p>Page 343</p>	<p>"L" Pivot Arm</p>  <p>Page 344</p>	<p>90° Pivot Brackets</p>  <p>Page 345</p>
<p>90° Pivot Bracket Assemblies</p>  <p>Page 346</p>	<p>180° Pivot Brackets</p>  <p>Page 347</p>	<p>180° Pivot Bracket Assemblies</p>  <p>Page 348</p>				





0° Living Hinge
90° Living Hinge
Right Angle Living Hinge
180° Pivot Bracket

Legend for Icons

 This part is 10 Series compatible

 Design files for this part can be found on the 80/20® DVD (Design Software)

 This part can use double economy T-nuts (see bolt kit table P on page 268)

 This part can use triple economy T-nuts (see bolt kit table Q on page 268)

How to Order 80/20® Dynamic Pivots

Dynamic pivots provide different methods of incorporating motion into specific areas of your application. Select your pivot according to the range and direction of motion required for your application (see order example below). Please note the recommended bolt assemblies called out for each specific Dynamic Pivot component. When you order something other than an assembly, a bolt kit will need to be specified. If you choose to select your own bolt configurations, refer to pages 249-259 for bolt and T-nut options.

How To Order

Shipping Method: Ship To: Customer:
 Ordered By: Address:
 City / State:
 Attention:
 Tag:

Complete Address & Shipping Method Required... NO P.O. Box

Part Number	Quantity	Length	Description / Machining	Price/ UOM	Ext. Price
1010	2	18.50"	7042 in A both ends	\$.23	\$8.51
1515-Lite-145	5	145.00"	Full length profile	\$65.25	\$326.25
3060	4	40.00"	7029 one end	\$2.95	\$472.00
3030	4	36.00"	7050 style G in W, X both ends	\$1.50	\$216.00
CM01-051006	2		Custom bracket per drawing #1	\$23.00	\$46.00
2611	1	5.25 sf.	1/4" bronze polycarb 1 @ 18" x 40" w/ 7311 per drawing	\$10.40	\$54.60
7150	1		Cut plastic panels all sides < -48"	\$10.50	\$10.50
7042	4		10 Series anchor fastener counterbore	\$2.25	\$9.00
7005	2		Cut-to-length for 1010	\$1.95	\$3.90
7023	4		Cut-to-length for 3060	\$2.90	\$11.60
7030	4		Cut-to-length for 3030	\$2.60	\$10.40
7050	64		15 Series drill access hole	\$1.95	\$124.80
7029	4		5/16-18 tap service for 3060	\$15.20	\$60.80
7311	2		Anchor fastener notch for 10 Series	\$0.53	\$1.06
3380	32		15 Series 5/16-18 black zinc end fastener w/ screw	\$1.60	\$51.20
2114	16		Gray T-Slot covers for 10 Series	\$3.45	\$55.20
2050	8		End caps for 3030	\$1.85	\$14.80
3395	4		10 Series anchor fasteners	\$2.90	\$11.60
3279	5		15 Series 5/16-18 black zinc double economy T-nut	\$0.79	\$3.95
4132	12		2 hole inside corner gusset bracket	\$3.95	\$47.40
3393	24		10 Series 1/4-20 BHSCS & economy T-nut	\$0.40	\$9.60
TOTAL					\$1549.17

NOTE: Prices shown for illustration use only.
Contact your distributor for a personalized quote.

Special Instructions: **Must be delivered for assembly by Friday!!!**

1 - Profiles = Pages 147-202 • 2 - Custom Parts = Pages 203-220 • 3 - Panels = Pages 349-432
 4 - Machining Services = Pages 559-608 • 5 - Accessories & Tools = Pages 433-456 & 549-558

Living Hinge Assemblies – 10 Series



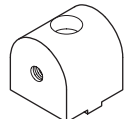
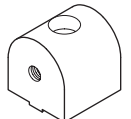
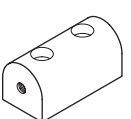
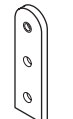
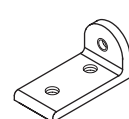
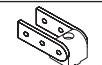
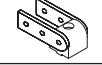
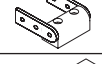
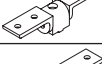
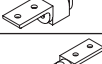
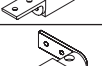
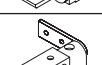
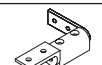

- Permanently lubricated bronze bushings act as high strength pivot points
- Nylon thrust washers protect the pivot arms
- Offers high load capacity while ensuring long cycle life
- Provides a full 180° of axial motion

10 Series Mounting Hardware Included

Nub to Profile:
Part # 3306 – 1/4-20 x 1" SHCS & Econ T-Nut

Nub to Arms:
Part # 3501 – (2) 5/16 x 1/4 Stripper Bolt & (4) Thrust Washers

Arm to Profile:
Part # 3356 – (2) 1/4-20 x 1/2" FBHSCS & Dbl Econ T-Nut
Part # 3414 – (2) 1/4-20 x 1/2" FHSCS & Econ T-Nut

		Individual Part No.				
		4181	4184	4177	4185	4172
		 0° Nub Page 337	 90° Nub Page 337	 Universal Nub Page 338	 3" Arm Page 338	 "L" Arm Page 339
Complete Assembly Part No.	4180 .230 Lbs. 	1			2	
	4183 .230 Lbs. 		1		2	
	4178 .330 Lbs. 			1	2	
	4168 .220 Lbs. 	1				2
	4169 .220 Lbs. 		1			2
	4171 .320 Lbs. 			1		2
	4161 .225 Lbs. 	1			1	1
	4162 .225 Lbs. 		1		1	1
4163 .325 Lbs. 			1	1	1	

Living Hinge Assemblies – 15 Series



- Permanently lubricated bronze bushings act as high strength pivot points
- Nylon thrust washers protect the pivot arms
- Offers a high load capacity while ensuring a long cycle life
- Provides a full 180° axial motion

15 Series Mounting Hardware Included

Nub to Profile:
Part # 3422 – 5/16-18 x 1 1/2" SHCS & Econ T-Nut

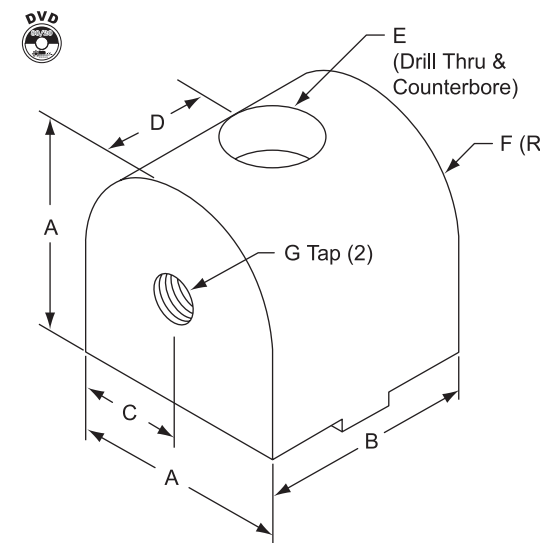
Nub to Arms:
Part # 3500 – (2) 3/8 x 3/8 Stripper Bolt & (4) Thrust Washers

Arm to Profile:
Part # 3355 – (2) 5/16-18 x 5/8" FBHSCS & Dbl Econ T-Nut
Part # 3412 – (2) 5/16-18 x 5/8" FHSCS & Econ T-Nut


Individual Part No.

	4381	4384	4377	4385	4343
	0° Nub Page 337	90° Nub Page 337	Universal Nub Page 338	4.5" Arm Page 338	"L" Arm Page 339
Complete Assembly Part No.	4380 .685 Lbs.	4383 .685 Lbs.	4379 .995 Lbs.	4321 .675 Lbs.	4322 .675 Lbs.
	1	1	1	2	2
	4323 .985 Lbs.				
	1	1	1	2	2
	4363 .680 Lbs.				
	1	1	1	1	1
	4364 .680 Lbs.				
	1	1	1	1	1
	4313 .990 Lbs.				
	1	1	1	1	1

0° Living Nub



*One Bolt Assembly Contains Qty 2 as Shown Below



Included Mounting Hardware (Mount Nub to Profile):

Series	Qty	Description
10	1	1/4-20 x 1" SHCS & Economy T-Nut
15	1	5/16-18 x 1 1/2" SHCS & Economy T-Nut

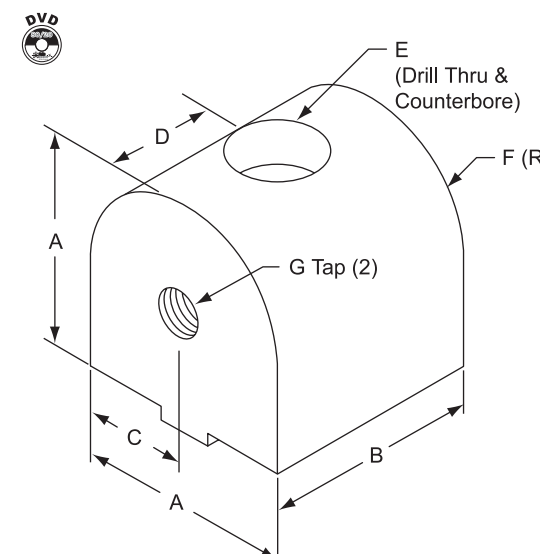
Recommended Mounting Hardware (Mount Arm to Nub):

Part No.	Qty	Description
3501	1*	5/16 x 1/4" Stripper Bolts & Thrust Washers
3500	1*	3/8 x 3/8" Stripper Bolts & Thrust Washers


⊗ = 10 Series Compatible Part

Part No.	A	B	C	D	E	F	G	Lbs.
4181	1.000	.937	.500	.468	1/4-20 SHCS	.500	1/4-20 X .50	.070
4381	1.500	1.437	.750	.718	5/16-18 SHCS	.750	5/16-18 X .75	.325

90° Living Nub



*One Bolt Assembly Contains Qty 2 as Shown Below



Included Mounting Hardware (Mount Nub to Profile):

Series	Qty	Description
10	1	1/4-20 x 1" SHCS & Economy T-Nut
15	1	5/16-18 x 1 1/2" SHCS & Economy T-Nut

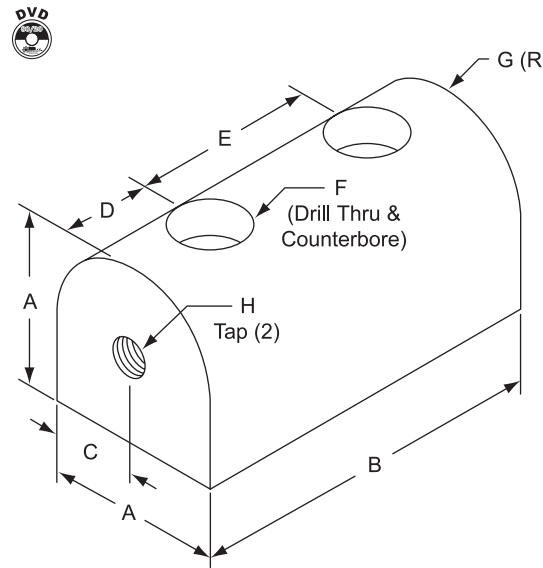
Recommended Pivot Mounting Hardware (Mount Arm to Nub):

Part No.	Qty	Description
3501	1*	5/16 x 1/4" Stripper Bolts & Thrust Washers
3500	1*	3/8 x 3/8" Stripper Bolts & Thrust Washers


⊗ = 10 Series Compatible Part

Part No.	A	B	C	D	E	F	G	Lbs.
4184	1.000	.937	.500	.468	1/4-20 SHCS	.500	1/4-20 X .50	.070
4384	1.500	1.437	.750	.718	5/16-18 SHCS	.750	5/16-18 X .75	.325

Universal Living Nub



*One Bolt Assembly Contains Qty 2 as Shown Below



Included Mounting Hardware (Mount Nub to Profile):

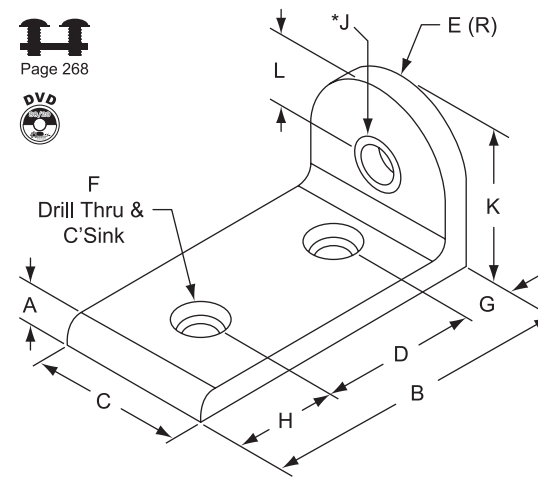
Series	Qty	Description
10	2	1/4-20 x 1" SHCS & Economy T-Nut
15	2	5/16-18 x 1 1/2" SHCS & Economy T-Nut

Recommended Pivot Mounting Hardware (Mount Arm to Nub):


Part No.	Qty	Description
3501	1*	5/16 x 1/4" Stripper Bolts & Thrust Washers
3500	1*	3/8 x 3/8" Stripper Bolts & Thrust Washers

Part No.	A	B	C	D	E	F	G	H	Lbs.
4177	1.000	1.937	.500	.468	1.000	1/4-20 SHCS	.500	1/4-20 X .50	.145
4377	1.500	2.937	.750	.718	1.500	5/16-18 SHCS	.750	5/16-18 X .75	.650

"L" Pivot Arm



**One Bolt Assembly Contains Qty 2 as Shown Below



Included Mounting Hardware (Mount Pivot Arm to Profile):

Series	Qty	Description
10	2	1/4-20 x 1/2" FHSCS & Economy T-Nut
15	2	5/16-18 x 5/8" FHSCS & Economy T-Nut

Recommended Pivot Mounting Hardware (Mount Pivot Arm to Nub):

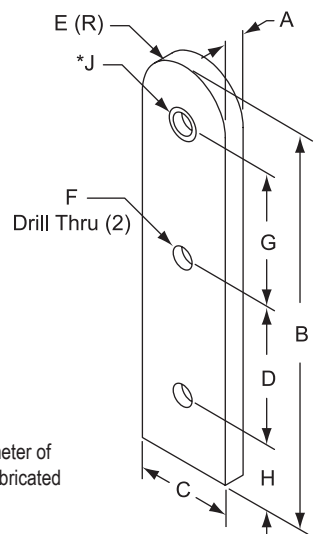
Part No.	Qty	Description
3501	1**	5/16 x 1/4" Stripper Bolt & Thrust Washer
3500	1**	3/8 x 3/8" Stripper Bolt & Thrust Washer

* The internal diameter of the permanently lubricated bronze bushing.


⊗ = 10 Series Compatible Part

Part No.	A	B	C	D	E	F	G	H	J*	K	L	Lbs.
4172	.188	2.000	1.000	1.000	.500	1/4-20	.500	.500	ø.312	1.000	.500	.045
4343	.250	3.000	1.500	1.500	.750	5/16-18	.750	.750	ø.375	1.500	.750	.145

Straight Pivot Arm



**One Bolt Assembly Contains Qty 2 as Shown Below



Included Mounting Hardware (Mount Pivot Arm to Profile):

Series	Qty	Description
10	2	1/4-20 x 1/2" FBHSCS & Dbl Economy T-Nut
15	2	5/16-18 x 1 1/2" FBHSCS & Dbl Economy T-Nut

Recommended Pivot Mounting Hardware (Mount Pivot Arm to Nub):

Part No.	Qty	Description
3501	1**	5/16 x 1/4" Stripper Bolts & Thrust Washers
3500	1**	3/8 x 3/8" Stripper Bolts & Thrust Washers

* The internal diameter of the permanently lubricated bronze bushing.

⊗ = 10 Series Compatible Part

Part No.	A	B	C	D	E	F	G	H	J*	Lbs.
4185	.188	3.000	1.000	1.000	.500	ø.257	1.000	.500	ø.312	.050
4385	.250	4.500	1.500	1.500	.750	ø.328	1.500	.750	ø.375	.150

The 80/20[®] Training Center Offers Assembly Instruction Animations

Another feature of the 80/20 website is our online Training Center. This portion of the site gives full motion assembly instructions for several standard 80/20 products.

Check out our fully illustrated techniques for pivot nub and pivot bracket assemblies. You can even download a catalog section to your computer for quick reference.

Don't wait another second! Visit our online Training Center at www.8020.net and see how 80/20 dynamic pivot solutions can go to work for you!



Right Angle Living Hinge – 10 Series 

- Permanently lubricated bronze bushings act as high strength pivot points
- Nylon thrust washers protect the pivot arms
- Offers a high load capacity while ensuring a long cycle life
- Provides a full 90° of axial motion

10 Series Mounting Hardware Included

Nub to Profile:
Part # 3306 – 1/4-20 x 1" SHCS & Econ T-Nut

Nub to Arms:
Part # 3501 – (2) 5/16 x 1/4 Stripper Bolt & (4) Thrust Washers

Arm to Profile:
Part # 3356 – (2) 1/4-20 x 1/2" FBHSCS & Dbl Econ T-Nut
Part # 3414 – (2) 1/4-20 x 1/2" FHSCS & Econ T-Nut

Right Angle Living Hinge – 15 Series 

- Permanently lubricated bronze bushings act as high strength pivot points
- Nylon thrust washers protect the pivot arms
- Offers a high load capacity while ensuring a long cycle life
- Provides a full 90° of axial motion

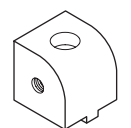
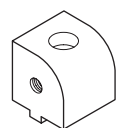
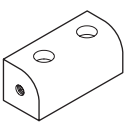
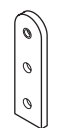
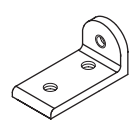
15 Series Mounting Hardware Included

Nub to Profile:
Part # 3422 – 5/16-18 x 1 1/2" SHCS & Econ T-Nut

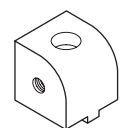
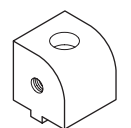
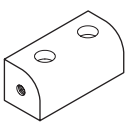
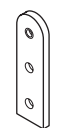
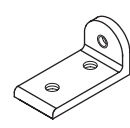
Nub to Arms:
Part # 3500 – (2) 3/8 x 3/8" Stripper Bolt & (4) Thrust Washers

Arm to Profile:
Part # 3355 – (2) 5/16-18 x 5/8" FBHSCS & Dbl Econ T-Nut
Part # 3412 – (2) 5/16-18 x 5/8" FHSCS & Econ T-Nut

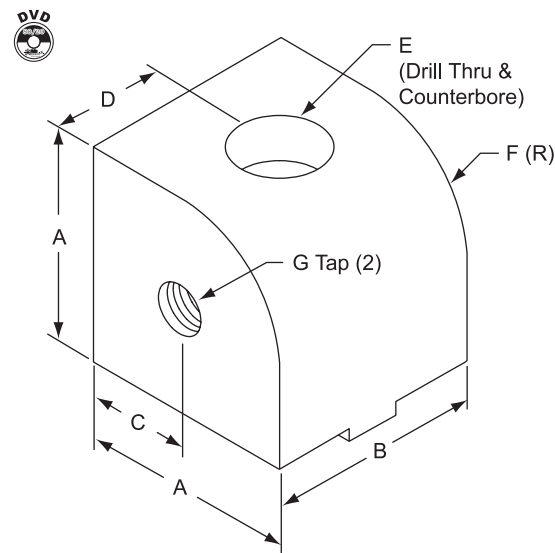
5

		Individual Part No.				
		4025	4026	4027	4185	4172
		 0° Nub Page 342	 90° Nub Page 342	 Universal Nub Page 343	 3" Arm Page 343	 "L" Arm Page 344
Assembly Part No.	4028 .236 Lbs.	1			2	
	4029 .236 Lbs.		1		2	
	4030 .334 Lbs.			1	2	
	4031 .228 Lbs.	1				2
	4032 .228 Lbs.		1			2
	4033 .324 Lbs.			1		2



5

		Individual Part No.				
		4425	4426	4427	4385	4343
		 0° Nub Page 342	 90° Nub Page 342	 Universal Nub Page 343	 4.5" Arm Page 343	 "L" Arm Page 344
Assembly Part No.	4428 .687 Lbs.	1			2	
	4429 .687 Lbs.		1		2	
	4430 1.025 Lbs.			1	2	
	4431 .677 Lbs.	1				2
	4432 .677 Lbs.		1			2
	4433 1.015 Lbs.			1		2

0° Right Angle Living Nub



*One Bolt Assembly Contains Qty 2 as Shown Below



Included Mounting Hardware (Mount Nub to Profile):

Series	Qty	Description
10	1	1/4-20 x 1" SHCS & Economy T-Nut
15	1	5/16-18 x 1 1/2" SHCS & Economy T-Nut

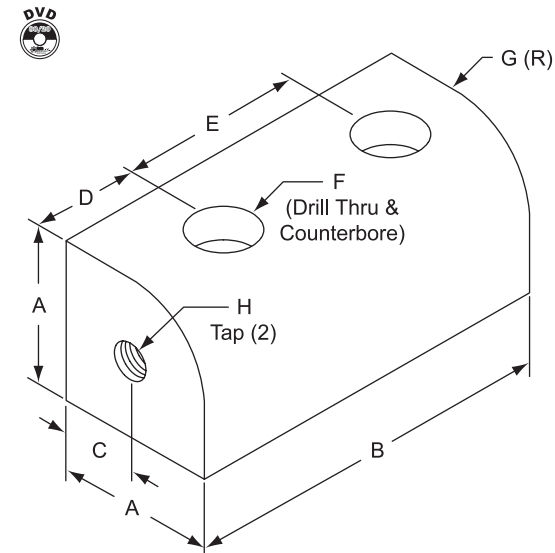
Recommended Pivot Mounting Hardware (Mount Nub to Arm):

Part No.	Qty	Description
3501	1*	5/16 x 1/4" Stripper Bolts & Thrust Washers
3500	1*	3/8 x 3/8" Stripper Bolts & Thrust Washers


⊗ = 10 Series Compatible Part

Part No.	A	B	C	D	E	F	G	Lbs.
4025	1.000	.937	.500	.468	1/4-20 SHCS	.500	1/4-20 X .50	.074
4425	1.500	1.437	.750	.718	5/16-18 SHCS	.750	5/16-18 X .75	.327

Universal Right Angle Living Nub



*One Bolt Assembly Contains Qty 2 as Shown Below



Included Mounting Hardware (Mount Nub to Profile):

Series	Qty	Description
10	2	1/4-20 x 1" SHCS & Economy T-Nut
15	2	5/16-18 x 1 1/2" SHCS & Economy T-Nut

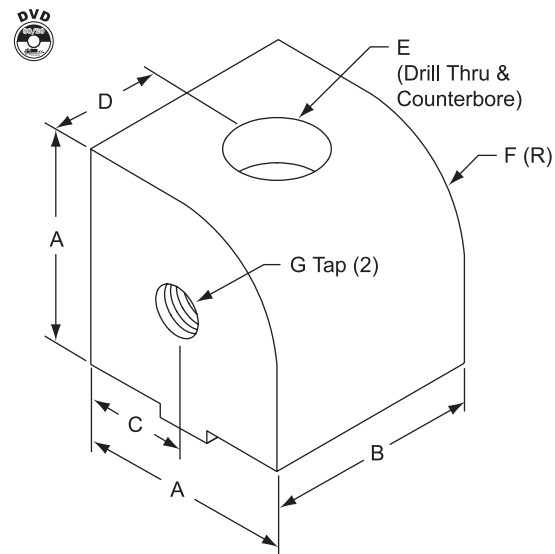
Recommended Pivot Mounting Hardware (Mount Nub to Arm):

Part No.	Qty	Description
3501	1*	5/16 x 1/4" Stripper Bolts & Thrust Washers
3500	1*	3/8 x 3/8" Stripper Bolts & Thrust Washers



⊗ = 10 Series Compatible Part

Part No.	A	B	C	D	E	F	G	H	Lbs.
4027	1.000	1.937	.500	.468	1.000	1/4-20 SHCS	.500	1/4-20 X .50	.145
4427	1.500	2.937	.750	.718	1.500	5/16-18 SHCS	.750	5/16-18 X .75	.654

90° Right Angle Living Nub



*One Bolt Assembly Contains Qty 2 as Shown Below



Included Mounting Hardware (Mount Nub to Profile):

Series	Qty	Description
10	1	1/4-20 x 1" SHCS & Economy T-Nut
15	1	5/16-18 x 1 1/2" SHCS & Economy T-Nut

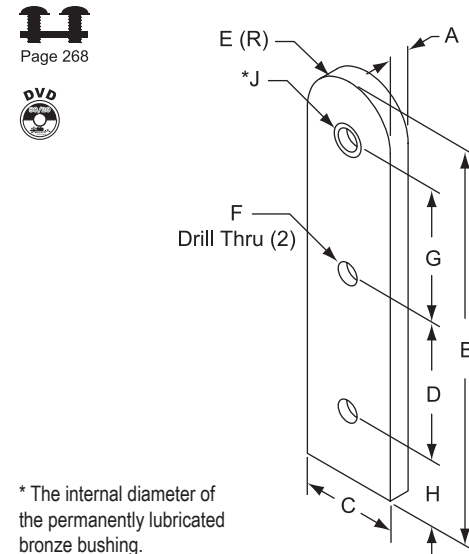
Recommended Pivot Mounting Hardware (Mount Nub to Arm):

Part No.	Qty	Description
3501	1*	5/16 x 1/4" Stripper Bolts & Thrust Washers
3500	1*	3/8 x 3/8" Stripper Bolts & Thrust Washers


⊗ = 10 Series Compatible Part

Part No.	A	B	C	D	E	F	G	Lbs.
4026	1.000	.937	.500	.468	1/4-20 SHCS	.500	1/4-20 X .50	.074
4426	1.500	1.437	.750	.718	5/16-18 SHCS	.750	5/16-18 X .75	.327

Straight Pivot Arm



**One Bolt Assembly Contains Qty 2 as Shown Below



Included Mounting Hardware (Mount Pivot Arm to Profile):

Series	Qty	Description
10	2	1/4-20 x .50" FBHSCS & Dbl Economy T-Nut
15	2	5/16-18 x 1 1/2" FBHSCS & Dbl Economy T-Nut

Recommended Pivot Mounting Hardware (Mount Pivot Arm to Nub):

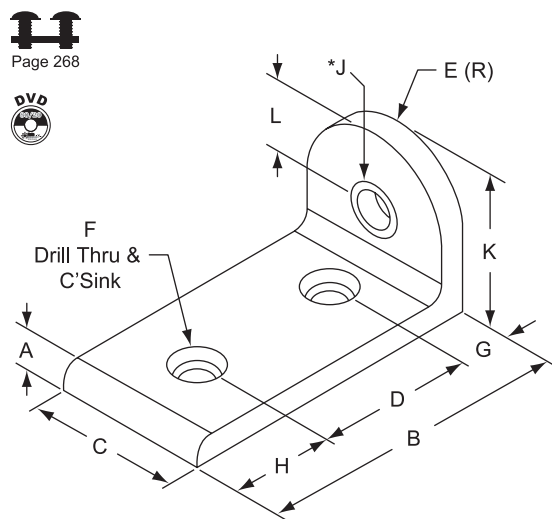
Part No.	Qty	Description
3501	1**	5/16 x 1/4" Stripper Bolts & Thrust Washers
3500	1**	3/8 x 3/8" Stripper Bolts & Thrust Washers

* The internal diameter of the permanently lubricated bronze bushing.

⊗ = 10 Series Compatible Part

Part No.	A	B	C	D	E	F	G	H	J*	Lbs.
4185	.188	3.000	1.000	1.000	.500	ø.257	1.000	.500	ø.312	.050
4385	.250	4.500	1.500	1.500	.750	ø.328	1.500	.750	ø.375	.150

"L" Pivot Arm



Page 268




* The internal diameter of the permanently lubricated bronze bushing.

Included Mounting Hardware (Mount Pivot Arm to Profile):

Series	Qty	Description
10	2	1/4-20 x 1/2" FHSCS & Economy T-Nut
15	2	5/16-18 x 5/8" FHSCS & Economy T-Nut

Recommended Pivot Mounting Hardware (Mount Pivot Arm to Nub):

Part No.	Qty	Description
3501	1**	5/16 x 1/4" Stripper Bolts & Thrust Washers
3500	1**	3/8 x 3/8" Stripper Bolts & Thrust Washers



**One Bolt Assembly Contains Qty 2 as Shown Above

⊗ = 10 Series Compatible Part

Part No.	A	B	C	D	E	F	G	H	J*	K	L	Lbs.
4172	.188	2.000	1.000	1.000	.500	1/4-20	.500	.500	.312	1.000	.500	.045
4343	.250	3.000	1.500	1.500	.750	5/16-18	.750	.750	.375	1.500	.750	.145

90° Pivot Bracket

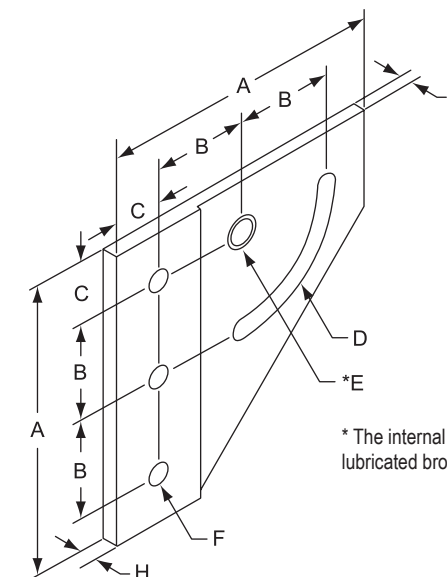


Page 268



4337
Right Hand Shown

- Permanently lubricated bronze bushings act as high strength pivot points
- Right and Left hand versions are available, providing a full 90° of axial motion
- See assemblies on following page



* The internal diameter of the permanently lubricated bronze bushing.

Recommended Mounting Hardware (Mount to Profile):

Part No.	Qty	Description
3321	3	1/4-20 x 1/2" FBHSCS & Economy T-Nut
3320	3	5/16-18 x 5/8" FBHSCS & Economy T-Nut

⊗ = 10 Series Compatible Part

Part No.	Hand	A	B	C	D	E*	F	G	H	Lbs.
4133	Left	3.000	1.000	.500	ø.265	ø.312	ø.281	.158	.188	.105
4137	Right	3.000	1.000	.500	ø.265	ø.312	ø.281	.158	.188	.105
4333	Left	4.500	1.500	.750	ø.328	ø.375	ø.328	.220	.250	.325
4337	Right	4.500	1.500	.750	ø.328	ø.375	ø.328	.220	.250	.325

90° Pivot Bracket Assemblies



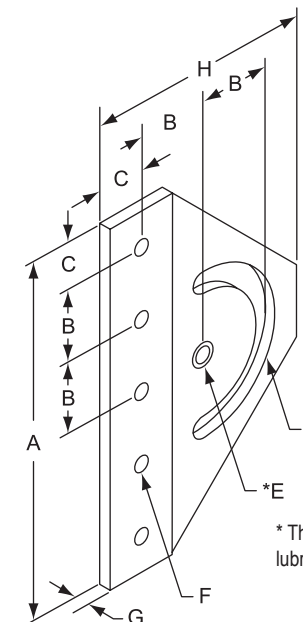
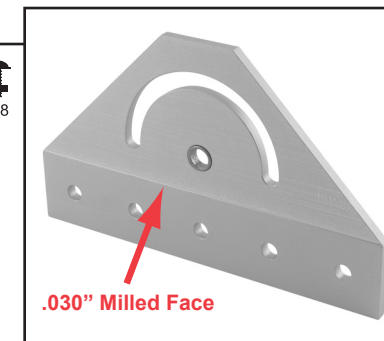
- Milled .030" washer clearance allows all structural members to be flush
- Assemblies include the structural nub, nylon washers, shoulder bolt, and "T" or "L" handle

Complete Assembly Part No.	Individual Part No.											
	4133	4137	4333	4337	2796	2798	2797	2799	4187	4186	4387	4386
4139 ☒ LH / .280 Lbs.	1				1				1			
4142 ☒ LH / .290 Lbs.	1					1			1			
4148 ☒ RH / .280 Lbs.		1			1				1			
4147 ☒ RH / .290 Lbs.		1				1			1			
4339 LH / .990 Lbs.			1				1					1
4342 LH / .770 Lbs.			1					1				1
4348 RH / .990 Lbs.				1					1			1
4347 RH / .770 Lbs.				1					1			1
4116 ☒ .460 Lbs.	1	1			2				1			
4130 ☒ .470 Lbs.	1	1				2			1			
4124 ☒ .560 Lbs.	1	1			2					1		
4131 ☒ .580 Lbs.	1	1				2				1		
4317 1.650 Lbs.			1	1			2					1
4319 1.220 Lbs.			1	1				2				1
4318 1.980 Lbs.			1	1				2				1
4324 1.540 Lbs.			1	1					2			1

180° Pivot Bracket



- Permanently lubricated bronze bushings act as high strength pivot points
- Provides a full 180° of axial motion
- See assemblies on following page



* The internal diameter of the permanently lubricated bronze bushing.

Recommended Mounting Hardware (Mount to Profile):

Part No.	Series	Qty	Description
3321 ☒	10	5	1/4-20 x 1/2" FBHSCS & Economy T-Nut
3320	15	5	5/16-18 x 5/8" FBHSCS & Economy T-Nut

☒ = 10 Series Compatible Part

Part No.	A	B	C	D	E*	F	G	H	Lbs.
4024 ☒	5.000	1.000	.500	.265	ø.312	ø.281	.188	3.000	.155
4424	7.500	1.500	.750	.328	ø.375	ø.328	.250	4.500	.515

80/20® Inc.

The Industrial Erector Set®

THE STANDARD



180° Pivot Bracket Assemblies

- Milled .030” washer clearance allows all structural members to be flush
- Assemblies include the structural nub, nylon washers, shoulder bolt, and “T” or “L” handle

		Individual Part No.							
		4024	4424	2796	2797	4187	4186	4387	4386
Assembly Part No.	4051 .340 Lbs.	1		1		1			
	4451 1.160 Lbs.		1		1			1	
	4053 .570 Lbs.	2		2		1			
	4055 .680 Lbs.	2		2			1		
	4453 2.010 Lbs.		2		2			1	
	4455 2.320 Lbs.		2		2				1